

Fixed Restoration Product Matrix

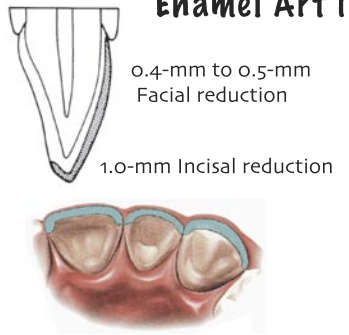
8510 Crown Crescent Court
Charlotte, NC 28227
800.476.2771 Phone 704.845.2401
Fax 704.845.2289



Shade Guide Availability	Preparations	Indications	Cementation & Adhesion		Bio-compatibility	Esthetics	Tissue Response	Marginal Fit	Wear Compatibility	Flexural Strength
VITA Chromascope	Minimum 0.5 mm Facial & 1.0 mm Incisal Reduction	Feldspathic Veneers Minimal tooth discoloration	Light Cure Luting Adhesives Only	ENAMEL Art i.b.v.	10	10	10	9	10	9
VITA	Rounded Shoulder	Crowns 3 Unit Bridges	Conventional C & B Cement (Including GIR Cement) Dual Cure Resin Cement	Procera® Zirconia	9	9	10	9	9	9
VITA	Rounded Shoulder	Crowns 3 Unit Bridges	Conventional C & B Cement (Including GIR Cement) Dual Cure Resin Cement	featuring Lava™ All Ceramic System	9	9	10	9	9	10
VITA Chromascope	Rounded Shoulder	Inlay / Onlay Veneers Crowns	Variolink II	IPS Empress® The Ultimate in metal-free esthetics	9	10	10	10	10	7
VITA Chromascope	Rounded Shoulder	Crowns 3 Unit Anterior Bridges	Variolink II Glass Ionomer (NO GIR's)	IPS Eris	9	10	10	10	10	9
VITA	Inlay Onlay	Inlay Onlay	Dual Cure Nexus Dual Cure Resin Cement	belleGlass™ HP	9	9	9	9	9	6
VITA Chromascope	Conventional C & B Technique	Crowns Bridges	Conventional C & B Cement Dual Cure Resin Cement	CAPTEK™	10	9	10	9	10	9
VITA Chromascope	Conventional C & B Technique	Single Crowns 3 Unit Bridges	Conventional C & B Cement Dual Cure Resin Cement	Tradition hi sierra _{fm}	9	9	9	9	9	9
VITA Chromascope	Conventional C & B Technique	Crowns Bridges (including long span bridges)	Conventional C & B Cement Dual Cure Resin Cement	Tradition high noble _{fm}	8	8	8	10	9	10
VITA	Conventional C & B Technique	Posterior Crowns Bridges (requiring gold occlusal)	Conventional C & B Cement Dual Cure Resin Cement	GOLDEN GATE SYSTEM	9	7	8	10	10	10

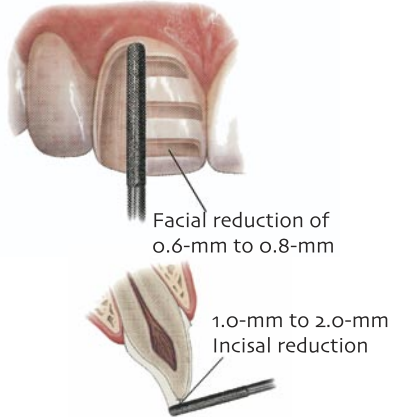
Preparation Guidelines

Enamel Art i.b.v.

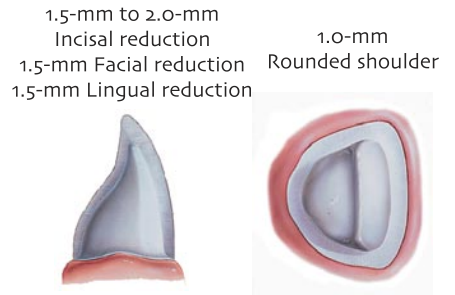


Images courtesy of UNC Operative textbook

IPS Empress Veneers

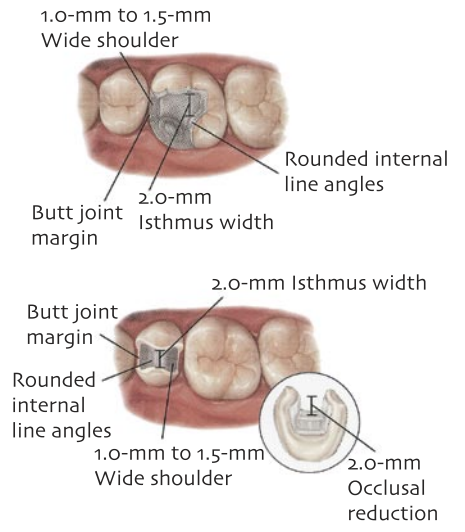


Chiche Full Coverage Prep Design



Polish all line angles
Images courtesy of Dr. Gerard Chiche & Quintessance Publishing

Non-Metal Inlays/Onlays



Helpful Hints

Maxillary anterior cases involving 4 units or more SUGGESTED accompanied by a study cast. (cast of patient approved provisional preferred)

If dealing with diastemas or crowding and rotation contact Drake for Preoperative diagnostic services.

Be sure to smooth all irregular adjacent contact areas.

Full arch impressions are recommended for cases involving excursive function.

Available Diagnostic Services
Diagnostic wax up on duplicate white stone cast. (call for price quote)

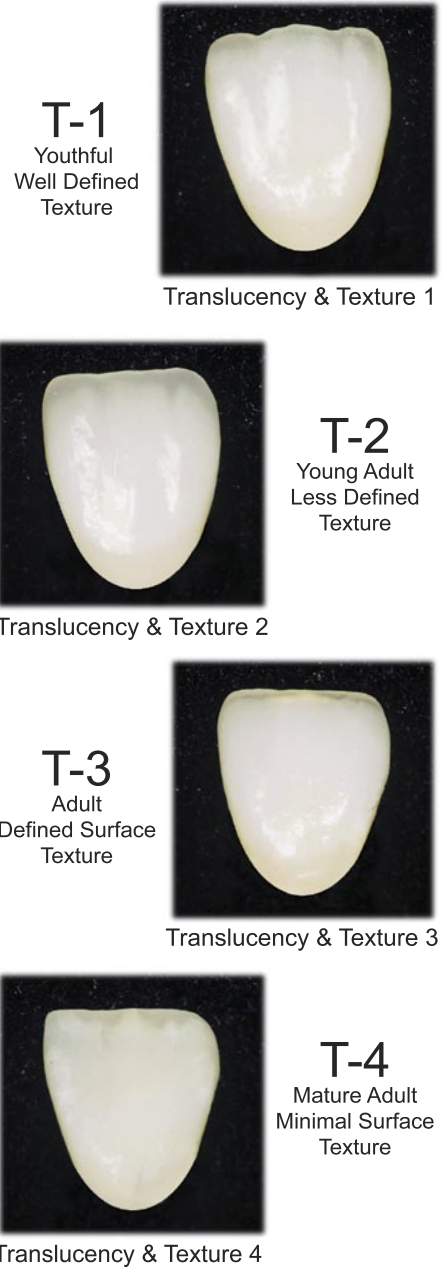
Recommended preparations on duplicate cast for optimum restorative result. (upon request)

Tuff Temps Esthetic provisional restorations. (call for price quote)

Shade Communication
Shade scan by X-Rite
Kodak 35mm Dental Slide Film
E-Mail images to info@drakelab.com

Characterization Guidelines

Anterior Characterization



Posterior Characterization

